



第31届哈洽会线上参展指南

Online Exhibitor Guide for the 31st Harbin International Economic and Trade Fair



第31届哈洽会线上参展指南

Online Exhibitor Guide for the 31st Harbin International Economic and Trade Fair

CONTENT



more

Exhibition

- 1 Exhibitor Registration
- 2 Login for Exhibitor
- 3 Booth Application
- 4 Exhibits Adding



more

Attendance

- 1 Register for Purchasers
- 2 Inquiry
- 3 Appointment negotiation
- 4 Instant communication
- 5 Live broadcast of the opening ceremony



第31届哈洽会线上参展指南

Online Exhibitor Guide for the 31st Harbin International Economic and Trade Fair



Exhibition

1

Exhibitor Registration

2

Login for Exhibitor

3

Booth Application

4

Exhibits Adding



第31届哈洽会线上参展指南

Online Exhibitor Guide for the 31st Harbin International Economic and Trade Fair



Exhibitor Registration



第31届哈洽会线上参展指南

Online Exhibitor Guide for the 31st Harbin International Economic and Trade Fair

1. Register. Users who have not registered for this exhibition, please register. If the account has been registered, skip this step directly.

If you are not a previous exhibitor, enter the name of the enterprise and click "validate**" to enter the registration page, as following: (<http://card.chtf.org.cn/en/exhibitor-regist.html>)**

register for individual exhibitor - fill out company's information

Please fill out the following company's information accurately, the information released must be true and legal, publisher should be fully responsible for the authenticity of the information. Once the following information is approved, it can't be modified. And after successful registration, the system will automatically send your registered user name and password to your mobile phone. E-mail can be used to retrieve your password, please fill out the true E-mail address. Asterisk(*) is required.

*company name (Chinese)

validate

第31届哈洽会线上参展指南

Online Exhibitor Guide for the 31st Harbin International Economic and Trade Fair

2. On the registration page, fill in the correct information according to the registration content, and click "**submit regist**" to complete the registration of exhibitors, as following:
(<http://card.chtf.org.cn/en/exhibitor-regist.html>)

Your location: home page - register - fillout company's information

register for individual exhibitor - fill out company's information

Please fill out the following company's information accurately, the information released must be true and legal, publisher should be fully responsible for the authenticity of the information. Once the following information is approved, it can't be modified. And after successful registration, the system will automatically send your registered user name and password to your mobile phone. E-mail can be used to retrieve your password, please fill out the true E-mail address. Asterisk(*) is required.

*user name	please input user name	It consists of letters A-Z, numbers 0-9, and the length is 4-30
*password	please input password	password must not be less than 6 digits
*confirm password	please enter the password	the password input for twice must be the same
*Unified social credit code	Unified social credit code should be filled out by domestic companies, organization code should be filled out by overseas companies.	
*company name (Chinese)	hailongjiangsumi	
*company address (English)		
company name (Russian)		
*company address (Chinese)		

submit regist

reset

第31届哈洽会线上参展指南

Online Exhibitor Guide for the 31st Harbin International Economic and Trade Fair

3. Registration: if the enterprise has been registered in previous information for verification, please click "OK", as following:

您的位置：首页 - 注册 - 请填写公司信息

零散参展商注册 - 请填写公司信息

请准确无误的填写以下公司信息，您发布的信息必须真实，注册的用户名和密码发送到您填写的手机里。电子邮件可用

历届信息验证确认

Previous enterprise information exists and can be extracted only after user verification. Do you want to verify it now?

确定

取消

经审核通过后将不能修改，且注册成功后，系统会自动将您

黑龙江省国际博览发展促进中心 地 址：中国哈尔滨南岗区美顺街35号 邮 编：150090
招商电话：+86-451-82340100 传 真：+86-451-82345874 邮 箱：chn@gjcjzx.org.cn
Copyright © gjcjzx.org.cn, All Rights Reserved.
黑ICP备08002339号-3

第31届哈洽会线上参展指南

Online Exhibitor Guide for the 31st Harbin International Economic and Trade Fair

4. When registering, if the enterprise has been registered in previous information, enter the contact person to "**verify**", as following:

Your location : home page - register - fillout company's information

register for individual exhibitor - fill out company's information

Please fill out the following company's information accurately, the information released must be true and legal, publisher should be fully responsible for the authenticity of the information. Once the following information is approved, it can't be modified. And after successful registration, the system will automatically send your registered user name and password to your mobile phone. E-mail can be used to retrieve your password, please fill out the true E-mail address. Asterisk(*) is required.

responsible person	<input type="text" value="please input responsible person's name"/>
*contact person	<input type="text" value="please input contact person's name"/>

validate

第31届哈洽会线上参展指南

Online Exhibitor Guide for the 31st Harbin International Economic and Trade Fair

5. When registering, the previous information has been extracted successfully. Please continue to improve other information and click "OK", as following:

您的位置：首页 - 注册 - 请填写公司信息

零散参展商注册 - 请填写公司信息

请准确无误的填写以下公司信息，您发布的信息必须真实，合法。注册的用户名和密码发送到您填写的手机里。电子邮件可用于密码找回。一经审核通过后将不能修改，且注册成功后，系统会自动将您填写的信息提取成功，请继续完善其他信息。

*用户名	hebsrjmyxgs	由字母a-z、数字0-9组成
*密码	请输入密码	密码不得少于6位
*确认密码	请再次输入密码	两次输入密码需一致
*统一社会信用代码	国内企业填写统一社会信用代码，国外企业填写企业机构码	

信息

Previous information extraction succeeded. Please continue to improve other information.

确定

第31届哈洽会线上参展指南

Online Exhibitor Guide for the 31st Harbin International Economic and Trade Fair

6. On the registration page, after the previous information extraction is successful, please continue to improve other information and click "**submit registration**" to complete the registration of exhibitors, as following :

Your location : home page - register - fillout company's information

register for individual exhibitor - fill out company's information

Please fill out the following company's information accurately, the information released must be true and legal, publisher should be fully responsible for the authenticity of the information. Once the following information is approved, it can't be modified.And after successful registration, the system will automatically send your registered user name and password to your mobile phone. E-mail can be used to retrieve your password, please fill out the true E-mail address. Asterisk(*) is required.

*user name	please input user name	It consists of letters A-Z,numbers 0-9, and the length is 4-30
*password	please input password	password must not be less than 6 digits
*confirm password	please enter the passw	the password input for twice must be the same

submit regist

reset



第31届哈洽会线上参展指南

Online Exhibitor Guide for the 31st Harbin International Economic and Trade Fair



2

Login for Exhibitor




第31届哈洽会线上参展指南

Online Exhibitor Guide for the 31st Harbin International Economic and Trade Fair

1. Open the registration system and click "**login for exhibitor**"

Website : <http://card.chtf.org.cn/en/default.html>, as following :



哈尔滨国际经济贸易洽谈会


Харбинская международная торгово - экономическая ярмарка
Harbin International Economic and Trade Fair

return to official website

go第三十一届
哈尔滨国际经济贸易洽谈会

8
days

参展报名管理系统
EXHIBITOR REGISTRATION MANAGEMENT SYSTEM



announcement


第三十一届哈尔滨国际经济贸易洽谈会将于2021年6月15日至19日在哈尔滨国际会展中心举行

guide to exhibitor


参展流程指引 | 票证管理办法 | 展场图

common problem

本系统建议您使用Chrome浏览器
IE浏览器必须9.0版本以上




login for exhibitor




login for trade




login for booth builders



login for foreign guests



login for journalists



login for purchasers

delegation/departments

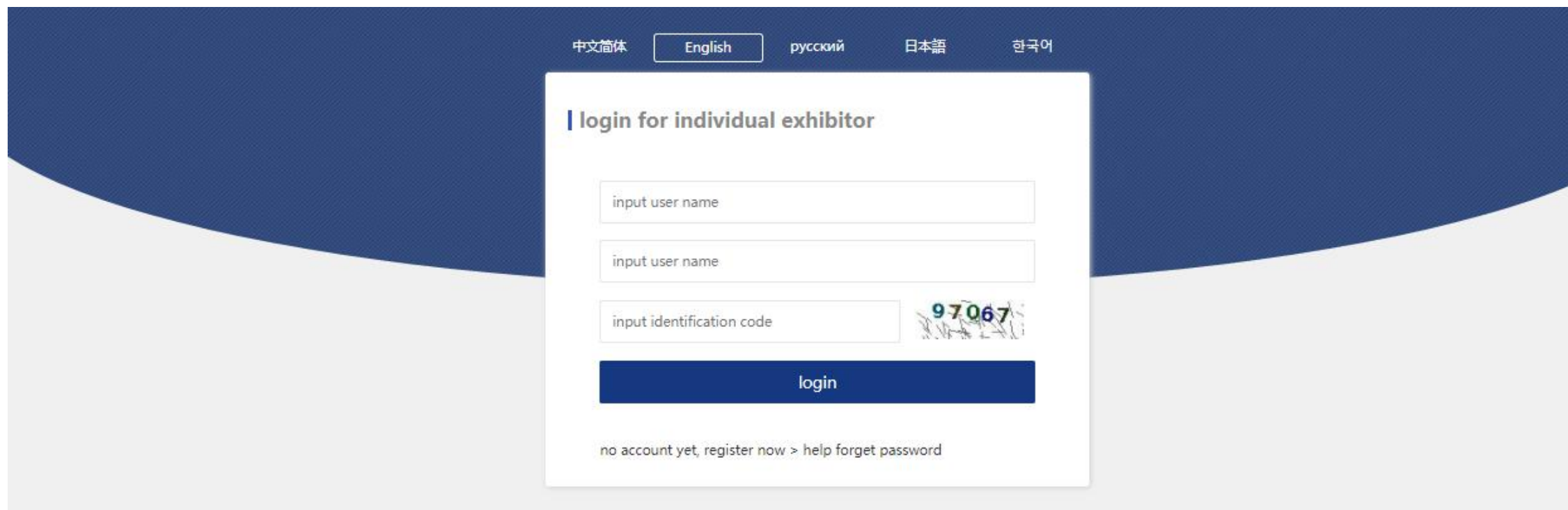
website is sponsored by Heilongjiang International Expo Development Promotion Center

第31届哈洽会线上参展指南

Online Exhibitor Guide for the 31st Harbin International Economic and Trade Fair

2. Login for individual exhibitor. Input user name, password and verification code, and click the "login".

Click the "login for exhibitor" to pen login page, as following:
(<http://card.chtf.org.cn/en/exhibitor-login.html>)



The screenshot shows a web interface for logging in as an individual exhibitor. At the top, there are language selection buttons: 中文简体, English (highlighted), русский, 日本語, and 한국어. The main heading is "login for individual exhibitor". Below this, there are three input fields: "input user name" (twice), and "input identification code". To the right of the identification code field is a CAPTCHA image showing the number "97067". Below the input fields is a blue "login" button. At the bottom, there is a link: "no account yet, register now > help forget password".



第31届哈洽会线上参展指南

Online Exhibitor Guide for the 31st Harbin International Economic and Trade Fair



3

Booth Application

第31届哈洽会线上参展指南

Online Exhibitor Guide for the 31st Harbin International Economic and Trade Fair

1. After the exhibitors log in, if you have not applied for the booth, the system will prompt you to apply for the booth, please click "OK", as following:

The screenshot displays the online exhibitor guide interface. At the top, a progress bar shows the steps: 添报企业信息 (Add company information), 展位申请 (Booth application), 等待审核 (Waiting for review), 审核完成 (Review completed), and 添加参展证 (Add exhibition certificate). Below this, a green button labeled 参展 (Exhibit) is highlighted. A red arrow points from the text 'please click "OK"' to the 'OK' button in a dialog box.

零散参展商展位申请进度

注册时间	审核	财务审核
2021-1-11 9:04:35	待审核	待审核

零散参展商证件填报情况

信息

You haven't applied for the booth. Do you want to go now?

OK NO

第31届哈洽会线上参展指南

Online Exhibitor Guide for the 31st Harbin International Economic and Trade Fair

2. After the exhibitors log in, please fill in the exhibits, apply for the booth and upload the business license. Please “save” . As following:

booth application

1. Fill in the exhibition items

exhibits please fill in the details.If there are multiple names, separate each name with a comma.

booth application

品牌推广展厅

2. Select the exhibition halls and number of applications

☐ A、B、C厅国际标准展位

application individual booth construction: ☐ DIY booth ☒ standard booth removal of partition board of standard booth : ☐ yes ☒ no

equipment: length: 0.00 meter width: 0.00 meter height: 0.00 meter electricity consumption: 0.00 KW supply voltage: ☒ 220V ☐ 380V

进口商品展厅

Upload business license

*business license

tailoring assistance

Note: format should be jpg,which is less than 2M. The size of business license is 800*1060(width*height) pixel.

upload files

relevant documents

Here you can upload relevant photos of the company's products and further application materials (not required) such as the honor certificate. The uploaded file is of the RAR type and the size should be less than 15MB.

cancel save

380V

standard booth removal of partition board of standard booth : ☐ yes ☒ no

it: 0.00 meter electricity consumption: 0.00 KW supply voltage: ☒ 220V ☐ 380V

第31届哈洽会线上参展指南

Online Exhibitor Guide for the 31st Harbin International Economic and Trade Fair

3. If you have not set up the enterprise logo, please click "OK" to upload the enterprise logo icon. As following:

当前位置 / 零散参展商 / 汇总信息

汇总信息

零散参展商证件申办流程

填报企业信息 >> 展位申请 >> 等待审核 >> 审核完成 >> 添加参展证

参展 <<<< 缴纳展位费 <<<< 审核通过

零散参展商展位申请进度

注册时间	审核	财务审核
2021-11-11 9:04:35	待审核	待审核

零散参展商证件填报情况

尚未设置企业Logo 是否立即前往?

The enterprise logo has not been set. Do you want to go now?

OK NO

第31届哈洽会线上参展指南

Online Exhibitor Guide for the 31st Harbin International Economic and Trade Fair

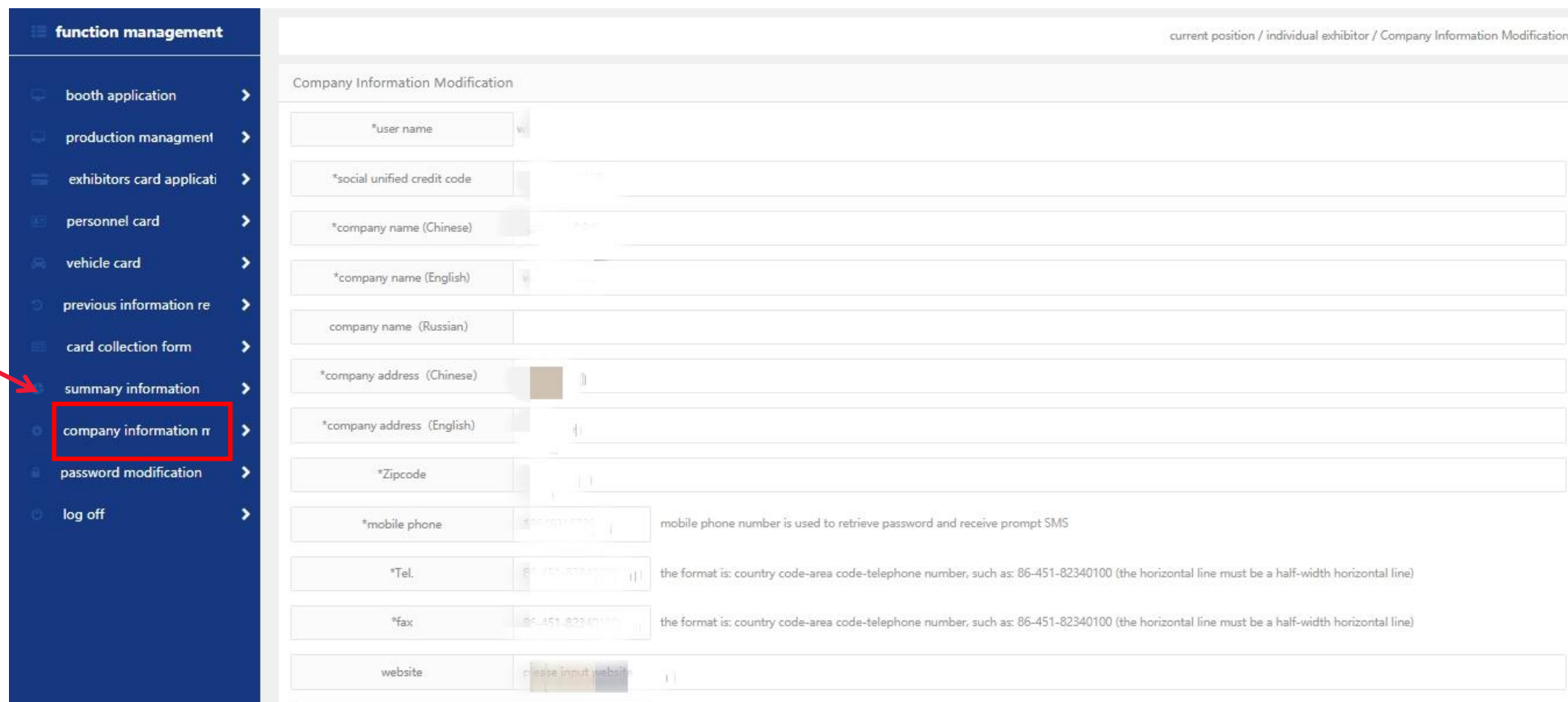
4. If you have not set up the enterprise logo, enterprise cover, short promotional film, and broadcast pictures, Please click **“Save”** , as following:

*company's LOGO	<div>tailoring assistance</div> <div>note: The format should be jpg, which is less than 100K. The logo size is 200*200 (width*height) pixels.</div>	
*企业封面	<div>裁剪助手</div> <div>格式为JPG，上传文件小于2M，尺寸750*422（宽*高）像素，用于企业列表页面企业形象展示。</div>	
宣传短片	<div>上传视频</div> <div>格式为MP4、FLV、MPG，上传文件小于20M，视频分辨率>=640*360，视频码率>=800kbps。</div>	
*轮播图片	<div>裁剪助手</div> <div>格式为JPG，上传文件小于2M，尺寸750*422（宽*高）像素，上传图片不超过3张。</div>	
<div>保存重置</div>		

第31届哈洽会线上参展指南

Online Exhibitor Guide for the 31st Harbin International Economic and Trade Fair

5. Modify enterprise information. Click "modify enterprise information" on the left. As following:



The screenshot displays the 'function management' sidebar on the left and the 'Company Information Modification' form on the right. The sidebar includes options like 'booth application', 'production managment', 'exhibitors card applicati', 'personnel card', 'vehicle card', 'previous information re', 'card collection form', 'summary information', 'company information r' (highlighted with a red box and a red arrow), 'password modification', and 'log off'. The main form contains the following fields:

- *user name
- *social unified credit code
- *company name (Chinese)
- *company name (English)
- company name (Russian)
- *company address (Chinese)
- *company address (English)
- *Zipcode
- *mobile phone (with note: mobile phone number is used to retrieve password and receive prompt SMS)
- *Tel. (with note: the format is: country code-area code-telephone number, such as: 86-451-82340100 (the horizontal line must be a half-width horizontal line))
- *fax (with note: the format is: country code-area code-telephone number, such as: 86-451-82340100 (the horizontal line must be a half-width horizontal line))
- website (with placeholder: please input website)



第31届哈洽会线上参展指南

Online Exhibitor Guide for the 31st Harbin International Economic and Trade Fair



4

Exhibits Adding



第31届哈洽会线上参展指南

Online Exhibitor Guide for the 31st Harbin International Economic and Trade Fair

1. Input the exhibits. If you haven't added a product, please click "OK", as following:

The screenshot displays the online exhibitor system interface. On the left is a dark blue sidebar with a menu containing the following items: 申请展位, 产品管理 (highlighted with a red box), 参展证办理, 人员证件, 车辆证件, 历届信息提取, 取证, 汇总信息, 修改企业信息, 修改密码, and 退出. The main content area is titled '汇总信息' and includes a section '零散参展商证件办理流程' with a workflow diagram. The workflow consists of two rows of steps: the first row has '填报企业信息' (highlighted with a red box), '展位申请', '等待审核', '审核完成', and '添加参展证'; the second row has '参展' (highlighted with a green box), '缴纳展位费', and '审核通过'. Below this is a section '零散参展商展位申请进度' containing a table with the following data:

注册时间	审核	财务审核
2021-1-11 9:04:35	待审核	待审核

At the bottom of the main content area is a section '零散参展商证件填报情况'. Overlaid on the right side of the interface is a white dialog box titled '信息' with a close button (X). The dialog box contains the text: 'No exhibits have been added. Do you want to go now?'. At the bottom of the dialog box are two buttons: 'OK' (highlighted with a red box) and 'NO'. A red arrow points from the '产品管理' menu item in the sidebar to the 'OK' button in the dialog box.

第31届哈洽会线上参展指南

Online Exhibitor Guide for the 31st Harbin International Economic and Trade Fair

2. Input the exhibits. To add products, please click “+” , as following :

function management

current position / production managment

status: ☒ all ☐ approved ☐ unapproved ☐ failed

<input type="checkbox"/>	product name	company name	cover picture	status	reason for failure	option
无数据						

第31届哈洽会线上参展指南

Online Exhibitor Guide for the 31st Harbin International Economic and Trade Fair

3. Input the exhibits. To add the details of the product page, please click “Submit” , as following:

The screenshot displays the 'edit product information' form within a web application. On the left is a dark blue sidebar with a 'function management' menu containing various options like 'booth application', 'production management', and 'exhibitors card application'. The main form area is titled 'edit product information' and contains several input fields and sections:

- *product name**: A text input field.
- *unit**: A dropdown menu with 'Case/box' selected.
- *company belonged**: A dropdown menu with '哈洽会测试企业' selected.
- *price**: A text input field.
- *price unit**: A dropdown menu with 'RMB' selected.
- *category**: A dropdown menu with '科技创新展厅/数字经济' selected.
- *brand**: A text input field.
- *place of production**: Three dropdown menus, each with 'please select' or 'please choose' as a placeholder.
- spceification**: A text input field.
- *supply quantity**: A text input field.
- address of virtual exhibition hall**: A text input field with the placeholder 'input address of virtual exhibition hall'.
- circulating photos**: A section with a 'tailoring assistance' button and a note: 'note: The format should be jpg, which is less than 2M. The cover size is 750*750 (width*height) pixels. Up to three pictures can be uploaded.' Below this is a large empty box for image uploads.
- product description**: A rich text editor with a toolbar containing various formatting options (bold, italic, underline, etc.) and a large text area.

At the bottom of the form, there are two buttons: 'cancel' and 'submit'. A red arrow points directly to the 'submit' button, which is also highlighted with a red square border.

第31届哈洽会线上参展指南

Online Exhibitor Guide for the 31st Harbin International Economic and Trade Fair

4、Edit product or delete product. In product management, you can edit and delete products, as following:

booth application

production management

exhibitors card applicati

personnel card

vehicle card

+

🗑

product name

大米

company name

哈洽会测试企业

cover picture

status

unappro...

reason for failure

option

edit

delete

status:

all

approved

unapproved

failed

please input product na

第31届哈洽会线上参展指南

Online Exhibitor Guide for the 31st Harbin International Economic and Trade Fair



Attendance

1

Register for Purchasers

2

Inquiry

3

Appointment for Negotiation

4

Instant Communication

5

**Live broadcast of
the opening ceremony**



第31届哈洽会线上参展指南

Online Exhibitor Guide for the 31st Harbin International Economic and Trade Fair



Register for Purchasers



第31届哈洽会线上参展指南

Online Exhibitor Guide for the 31st Harbin International Economic and Trade Fair

1. Purchaser registration. Select the country, fill in the mobile number, password and verification code, agree to the service agreement, and click "register", as following:

The screenshot displays the website for the 31st Harbin International Economic and Trade Fair. A modal window titled "Register" is open, showing two registration options: "Register with phone number" and "Register with email". The "Register with phone number" option is selected. The form fields include: "Please select country code", "Please enter phone number", "Please enter the password", "Confirm Password", "Please enter verification code", and "Send the verification code". A red arrow points to the "Register" button at the bottom of the form. The background shows the website's header with the HTF logo, navigation links, and a search bar. The main banner features the text "31ST 哈尔滨国际经济贸易洽谈会" and "科技赋能新时代". The left sidebar lists categories like "Science and Technology" and "Innovation Exhibition Hall". The right sidebar shows a search bar and product listings.

English

Home / Main Activity / Exhibition / Exhibition Service / Press center / Supply & Demand Docking / Awards / Moments Log In Register

31ST 哈尔滨国际经济贸易洽谈会 科技赋能新时代
第三十一届 Harbin International Economic and Trade Fair

TECHNOLOGY EMPOWERING
WORKING TOGETHER

PARADIGM

Exhibitor + Exhibits

All categories

- Science and Technology
- Innovation Exhibition Hall
- Digitalized Economy
- Artificial Intelligence (AI)
- Advanced Manufacturing
- Smart City
- Smart Home
- Sports Technologies
- High-quality Transformation

Exhibitor(15)

Register

Please select country code

Please enter phone number

Please enter the password

Confirm Password

Please enter verification code

Send the verification code

Register

Please enter key words Searching for

大兴安岭 小五松 大兴安岭地产小蜜粉 包邮

Liaoning Quanyi Project Management Co., Ltd.

Favorites

蒸煮两用套装

第31届哈洽会线上参展指南

Online Exhibitor Guide for the 31st Harbin International Economic and Trade Fair

2. Purchaser select the country, fill in the mobile number and verification code, and click "**login**", as following:

The screenshot displays the website for the 31st Harbin International Economic and Trade Fair. The header includes the HTF logo, the event name in Chinese and English, and navigation links. A 'Log In' button is visible in the top right. A modal window titled 'Log In' is open, showing two tabs: 'Phone number login' and 'Email login'. The 'Phone number login' tab is active, displaying fields for 'Please select country code', 'Please enter phone number', and 'Please enter verification code'. A red arrow points to the 'Please enter verification code' field. Below these fields is a blue 'Log In' button, which is also highlighted with a red rectangle. The background shows the main banner with the text 'TECHNOLOGY EMPOWERING PARADIGM WORKING TOGETHER' and a list of categories on the left.



第31届哈洽会线上参展指南

Online Exhibitor Guide for the 31st Harbin International Economic and Trade Fair



2

Inquiry



第31届哈洽会线上参展指南

Online Exhibitor Guide for the 31st Harbin International Economic and Trade Fair

Online inquiry from the purchaser. Select product category, fill in quantity, title, contact information and content, and "submit inquiry", as following:

After submitting the inquiry, wait for the background review. Please keep the phone available.



Online inquiry

Initiate inquiry

Initiate inquiries Enter your inquiries here!

We will send your inquiries to qualified exhibitors

to ensuring you may get quotations from exhibitors at the earliest time.

Product Category



Number

Title

Your Contacts

Content

Submit inquiry



第31届哈洽会线上参展指南

Online Exhibitor Guide for the 31st Harbin International Economic and Trade Fair



3

Appointment for Negotiation



第31届哈洽会线上参展指南

Online Exhibitor Guide for the 31st Harbin International Economic and Trade Fair

Appointment for negotiation: After logging in, purchasers can select "Exhibitors" and click "Appointment for negotiation".

第三十一屆 Harbin International Economic and Trade Fair 携手构建新格局

TECHNOLOGY EMPOWERED NEW ERA WORKING TOGETHER DIGM

Greater Khingan Forest Exhibition Pavilion Exhibition 大兴安岭

Company Profile Exhibits

Enter Inquiries

Your name

Your Contacts

Submit

Times of Participated Exhibitions 7 Sessions

Please enter exhibits 搜索

Submit intended order

Instant communication

Reservation for negotiation



第31届哈洽会线上参展指南

Online Exhibitor Guide for the 31st Harbin International Economic and Trade Fair



4


Instant Communication



第31届哈洽会线上参展指南

Online Exhibitor Guide for the 31st Harbin International Economic and Trade Fair

After that, purchasers can choose "Exhibitors" or "Products", click "**Instant Communication**", as following :



HC50/HC60/HC80

功率: 3000W
容量: 50L/60L/80L

- 智能款;
- 内置进出水防电墙;
- PS三级漏保插头(16A);

热水器

discuss
参考价: personally
面议

品牌: seebest 视贝 供应数量: 0
产地: 厦门市

提交意向订单

Instant Communication 即时沟通

预约洽谈



进入即时沟通界面

展品详情

分享 收藏 0点赞



第31届哈洽会线上参展指南

Online Exhibitor Guide for the 31st Harbin International Economic and Trade Fair



5

Live Broadcast of the Opening Ceremony



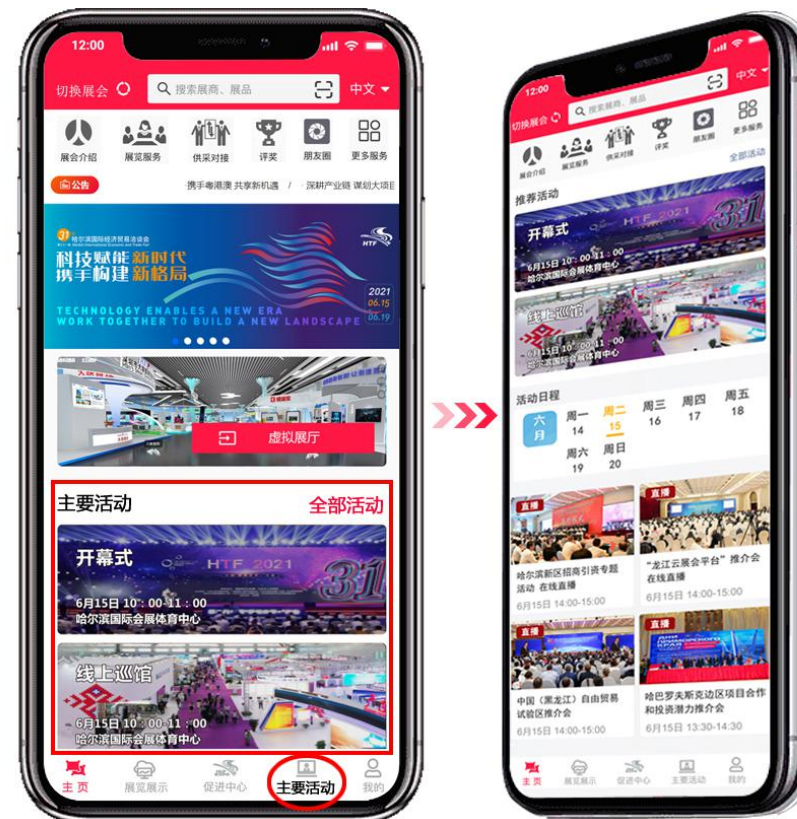
第31届哈洽会线上参展指南

Online Exhibitor Guide for the 31st Harbin International Economic and Trade Fair

1. "E-Mice" mobile app, which supports Android and IOS users to download and use, as following :



Step 1: Please scan the above QR code to download the software.



Step 2: Install the program, open the APP, and enter the homepage of the program to watch the live broadcast of HTF.

第31届哈洽会线上参展指南

Online Exhibitor Guide for the 31st Harbin International Economic and Trade Fair

2. Wechat app: Wechat users can scan the QR code below or look up for “HTF” in Wechat to enter the official app page of HTF and watch the live broadcast of the activity online.



第31届哈洽会线上参展指南

Online Exhibitor Guide for the 31st Harbin International Economic and Trade Fair

3. PC website users can watch the live broadcast online through the official website of the 31st online Harbin Fair (www.chtf.org.cn) as following :





Thanks for watching!